




January 2012



SUNDAY	MONDAY	TUESDAY	WEDNESDAY	THURSDAY	FRIDAY	SATURDAY
1 Happy New Year 	2	3 Look through seed catalogs and place your order of cool season spring vegetables and flowers.	4	5 Get your supplies to start your seeds indoors, such as grow lights, trays, and growing medium.	6	7 Cupcake containers with transparent lids make great seed starting containers.
8	9 Any nice days, go outside and prepare your garden beds for spring.	10	11 Start seeds in a warm, dark place, such as the top of your refrigerator until they start to germinate	12	13 Seedlings need to have their grow lights no more than 3 inches above them.	14 Begin an exercise routine with your doctor's advice to be ready for the extra activity of gardening.
15	16 Martin Luther King Day 	17 Don't let your seedlings dry out, but don't keep them sopping wet either.	18	19 If it doesn't rain, water your planting beds and especially newly planted trees and shrubs.	20	21 Plant trees and bare root roses.
22	23 Fertilize winter flowers such as pansies and dianthus.	24 Prepare an asparagus bed by digging deeply and using lots of compost.	25	26	27	28 Water the lawn if it didn't rain this month.
29	30	31				




February 2012




SUNDAY	MONDAY	TUESDAY	WEDNESDAY	THURSDAY	FRIDAY	SATURDAY
			1 Trim back dead growth and neaten your garden.	2 You can plant more beets, carrots, spinach, and lettuces now.	3 Keep winter vegetables planted last fall harvested. Don't let them pass their prime.	4 If you planted broccoli in the fall, you should be harvesting some now.
5	6 Water your fall garden vegetables and flowers.	7 Apply pre-emergent herbicides or be prepared to start pulling weeds.	8 Prune peaches and plums by 50%, grapes by 80%.	9 Never work in wet soil!	10 Buy seed potatoes and cut them into pieces with one or two eyes (1-3 inch pieces).	11 Dry your pieces of potatoes in a cool, dry, dark place.
12	13 Plant potatoes today or tomorrow.	14 Valentine's Day 	15 Plant cool season veggies such as carrots, greens, and radishes.	16 Try growing some pretty varieties of greens—they come in many colors and shapes.	17 Plant cool season herbs such as chives, cilantro, parsley, dill, and fennel.	18 Plant cool season flowers such as dianthus, geraniums, snapdragons, pansies, and alyssum.
19	20 Presidents Day Plant asparagus roots in well prepared soil.	21 Plant blue bonnet transplants. Do not plant wildflower seeds now.	22 Service your lawn mower and sharpen your tools.	23 Transplant your tomatoes to larger and larger containers and set them out on warm days. Bring in at night.	24	25
26	27	28	29			


March 2012



SUNDAY	MONDAY	TUESDAY	WEDNESDAY	THURSDAY	FRIDAY	SATURDAY
				1 Continue to plant cool season flowers and vegetables.	2	3 Fertilize plantings with nitrogen-based fertilizers.
4	5 Keep frost protection close by to cover plants if a late freeze comes.	6	7 Do any heavy work in your yard before it gets hot.	8	9 Let seedlings you started indoors gradually get used to being outside longer and longer each day.	10
11 Daylight Savings Time Begins. 	12	13 Trim back roses by 1/3 rd .	14 As perennials start to show new growth, trim away dead branches.	15 Last average freeze date for Central Texas	16	17 St. Patrick's Day 
18	19 Plant green beans, squash, peppers, eggplants, and other main season vegetables.	20 First day of Spring 	21 When spring bulbs are finished blooming, let the leaves dry before cutting back.	22	23 Watch for ladybug larvae, which are orange and black and look like ¼" alligators.	24 Transplant your tomatoes to the garden.
25	26	27 Water whenever plants are dry.	28	29	30 Use a mulching mower to mulch oak leaves into the lawn and you will not have to rake.	31




April 2012



SUNDAY	MONDAY	TUESDAY	WEDNESDAY	THURSDAY	FRIDAY	SATURDAY
1	2	3	4 Give beneficial insects the chance to do their job before resorting to sprays.	5	6 Buy flowering plants that are not in full bloom to get best results.	7
8 Easter Sunday 	9 Daily pick snails and drop in a bucket of soapy water.	10 Continue to plant warm season vegetables.	11	12 Fertilize your lawn when you have mowed it twice.	13	14 Apply fungicides as needed.
15	16	17 Do another planting of green beans to extend the harvest days.	18	19 Plant mums for fall and don't let them form blooms now.	20 Plant fall flowering bulbs, such as oxblood lilies.	21 Fertilize flowers and vegetables.
22	23 Bring houseplants outside on warm days.	24	25 Treat for fire ants.	26 Trim fruit off fruit trees to only a few per branch for larger fruit.	27	28 Prune spring flowering shrubs after they finish blooming.
29	30 Plant basil.					



May 2012



SUNDAY	MONDAY	TUESDAY	WEDNESDAY	THURSDAY	FRIDAY	SATURDAY
		1 As the weather warms, watch for spider mites and leaf-footed bugs and treat immediately.	2	3 Fertilize tomatoes when fruit is the size of marbles	4 Potato vines in lime or purple make lovely ground covers or potted plants.	5. El Cinco de Mayo 
6	7 Apply mulch to all beds.	8	9 Keep up with the harvest so veggies don't get past their prime.	10	11	12 Get a potted plant for your mother.
13 Mother's Day 	14	15	16	17	18	19
20	21	22 Begin harvesting potatoes.	23	24 Water deeply but less frequently, applying an inch of water a week.	25	26 Fertilize lawns.
27	28 Memorial Day (observed) 	29	30	31		

June 2012



SUNDAY	MONDAY	TUESDAY	WEDNESDAY	THURSDAY	FRIDAY	SATURDAY
					1	2 Be sure every-thing has a good layer of mulch.
3	4 Frozen grapes make a good hot weather snack to keep cool while working.	5	6	7 Don't let plants in pots dry out.	8	9 Dead head spent flowers.
10	11	12	13	14 Flag Day 	15 Raise your lawn mower higher to help your grass endure summer heat.	16
17 Father's Day 	18 Use drip irrigation whenever possible.	19	20 Trim back herbs.	21 First Day of Summer 	22 Trim back perennials that are getting leggy.	23 Do your outside work early in the day.
24	25	26	27	28	29	30

July 2012



SUNDAY	MONDAY	TUESDAY	WEDNESDAY	THURSDAY	FRIDAY	SATURDAY
1	2	3	4 Independence Day 	5 Keep potted plants watered well. They may need to be watered daily.	6	7
8	9 Be sure you are trimming off any buds on your mums.	10	11	12 Fertilize and use fungicides as needed.	13	14
15	16	17 Dead head spent flowers.	18	19	20 Renew any mulch that is not at least 2-3 inches deep.	21
22	23	24 Plant fall transplants of peppers and tomatoes.	25 Use something to shade new transplants from the worst of the heat.	26	27	28 Pull up and throw away spent tomato and squash plants.
29	30	31				

August 2012



SUNDAY	MONDAY	TUESDAY	WEDNESDAY	THURSDAY	FRIDAY	SATURDAY
			1 Water deeply. Check landscape daily for stress.	2	3	4 If possible provide a little shade over plants at midday.
5	6 Keep everything mulched.	7	8	9	10	11
12	13	14	15 Trim plants that are getting rangy.	16	17	18 Don't forget to wear sunscreen.
19	20	21 Best time to water is 4am to 6am.	22	23 Drink plenty of water. Cola drinks don't hydrate you enough.	24	25 Start letting mums form flower buds.
26	27 Prune roses back by $\frac{1}{4}$ and fertilize.	28	29	30 Monarch butterflies may begin to pass through now.	31	

September 2012



SUNDAY	MONDAY	TUESDAY	WEDNESDAY	THURSDAY	FRIDAY	SATURDAY
						1 Start transplants indoors of greens, lettuces, and spinach.
2	3 Labor Day	4	5	6 Plant green beans and Swiss chard.	7	8 Add some compost to all your beds.
9	10 Watch for fall webworms and treat. Break open webs to allow wasps to enter.	11	12	13	14	15
16	17	18	19	20	21	22 First Day of Fall 
23 30	24 Plant fall flowers such as marigolds, dianthus, alyssum, and petunias.	25	26 Plant cilantro.	27 Plant lettuces, spinach, and other greens outside.	28 Plant perennials and shrubs.	29




October 2012



SUNDAY	MONDAY	TUESDAY	WEDNESDAY	THURSDAY	FRIDAY	SATURDAY
	1	2 Prepare for cold snaps by installing hoops for row cover in vegetable beds.	3 Plant broccoli and Brussels sprouts. Put row cover over these crops and only remove to harvest.	4	5 Plant lettuces and greens all month.	6 Plant carrots, beets, and radishes.
7	8 Gather colorful fall leaves and dust them with glitter in fall colors for a pretty display.	9	10	11	12	13 Major planting time for shrubs and perennials.
14	15	16	17	18 Divide iris and plant in new beds or share with others.	19	20 Make a scarecrow for your garden.
21	22 Plant sweet peas under a fence or trellis.	23	24 Plant wildflower seeds.	25	26 Plant pansies and snapdragons.	27
28	29	30 Deadhead roses and mums to encourage more blooms.	31 Halloween 			

November 2012



SUNDAY	MONDAY	TUESDAY	WEDNESDAY	THURSDAY	FRIDAY	SATURDAY
				1	2 Dead head mums as the flowers fade to encourage more flowers.	3
4 Daylight Savings ends 	5	6 Election Day 	7 Water and fertilize cool season annuals.	8	9	10
11 Veteran's Day 	12	13 Plant more pansies.	14	15 1 st average freeze day for Central Texas	16 Plant spring flowering bulbs such as daffodils.	17
18	19	20	21 Harvest fresh parsley, rosemary, and sage for your dressing.	22 Thanksgiving 	23	24
25	26	27	28	29	30	

December 2012



SUNDAY	MONDAY	TUESDAY	WEDNESDAY	THURSDAY	FRIDAY	SATURDAY
						1 Shop for your gardener.
2	3	4	5 Plant spring flowering bulbs.	6	7	8 Hanukkah begins 
9	10	11	12	13	14	15
16 Hanukkah ends	17	18	19 Don't let children or pets nibble on holiday plants.	20	21 First Day of Winter	22
23 30	24 31	25 Christmas 	26	27 Plant Elbon cereal rye in veggie garden as winter mulch. Till under in spring.	28	29 You can plant tree shaped rosemaries outside after Christmas.